



Design options for ProBASE

Full
ProBASE

30 Units



10 x 8
Shed Base



Option
with gaps

24 Units

Table below lists the number of ProBASE units required

Shed Size	Full ProBASE	Option with gaps	Shed Size	Full ProBASE	Option with gaps
6 x 4	12	11	7 x 5	15	13
6 x 6	16	14	7 x 7	25	19
8 x 6	20	16	10 x 7	30	24
10 x 6	24	20	12 x 8	40	31
10 x 8	30	24	16 x 8	50	38
10 x 10	42	32	16 x 10	70	50
12 x 10	48	32	20 x 10	91	61


When designing your ProBASE with gaps please take into account your floor construction, size of bearers, spacing of bearers and thickness of floor boards.
Please call our helpline for free advice

ProBASE


Layout for bases with gaps

Gaps can be filled with pea gravel for extra floor support


10 x 6



10 x 8




10 x 10



6 x 4




6 x 6




7 x 5





12 x 10





7 x 7



10 x 7



20 x 10




16 x 8



16 x 10

12 x 8



8 x 6

